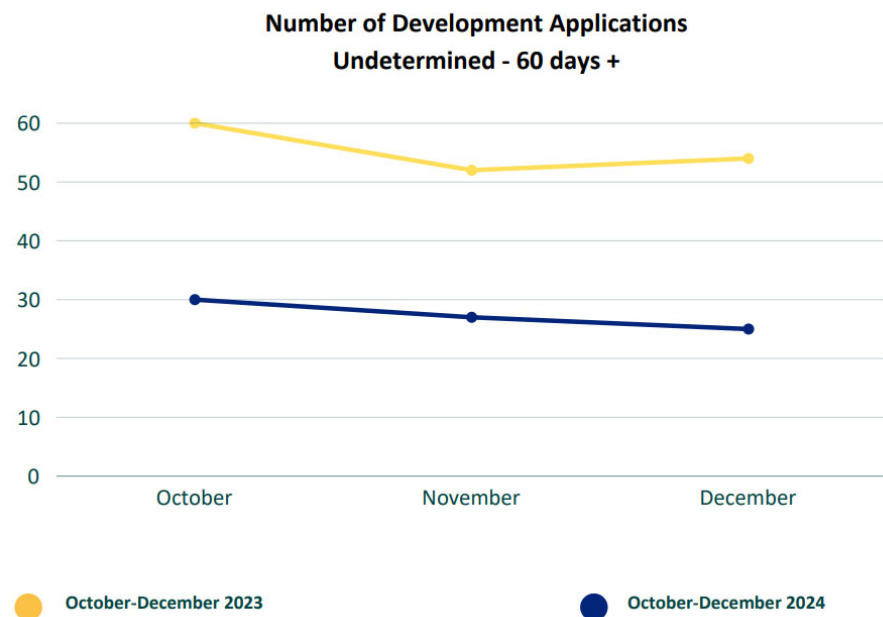
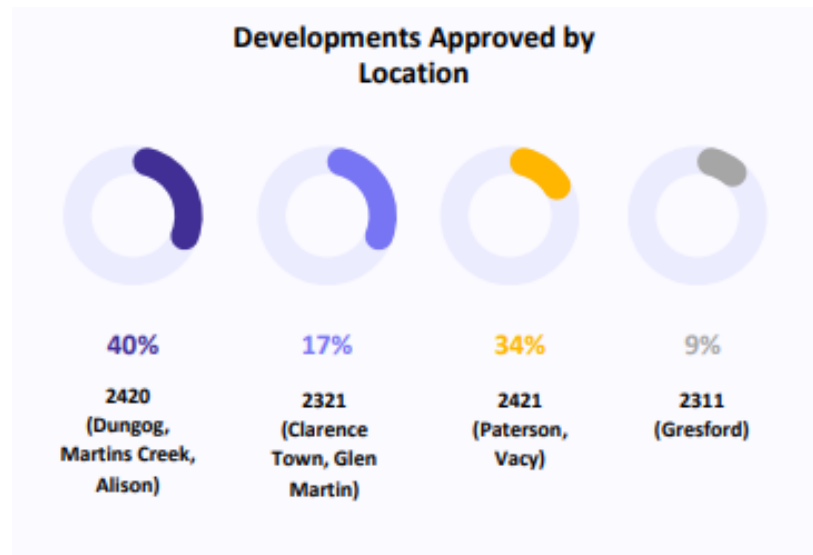





Planning & Development Highlights (1 October- 31 December 2024)


- The number of Development Applications determined (approved or refused) during this quarter was 35, down from 55 in the same quarter the previous year. Overall development applications lodged have slowed down, with 41 applications lodged compared to 64 over the same quarter in the previous year.
- The total value of approved Development applications within this quarter was \$12, 063, 582.
- DA assessment days were at a Median of 109 days.
- The Council League table shows that our average lodgement days for residential development types as at the 31 December 2024 were sitting at 9 days, below the Ministers Expectations Order of 14 days.
- Dungog Shire Council assessed and determined the highest number of Development Applications across the 16 OLG Group 10 Classification (Large Rural Councils) during this period.
- A total of 23 new lots were approved during this quarter, with 10 new dwellings approved within the same time period.



 **Number of Development Applications Determined (inc Mods, both Approved and Refused)**
35


 **Total Value of Work (Development Applications Only)**
\$12, 063, 582


 **Number of Lots Approved**
23

 **Number of Dwelling Approvals issued**
10

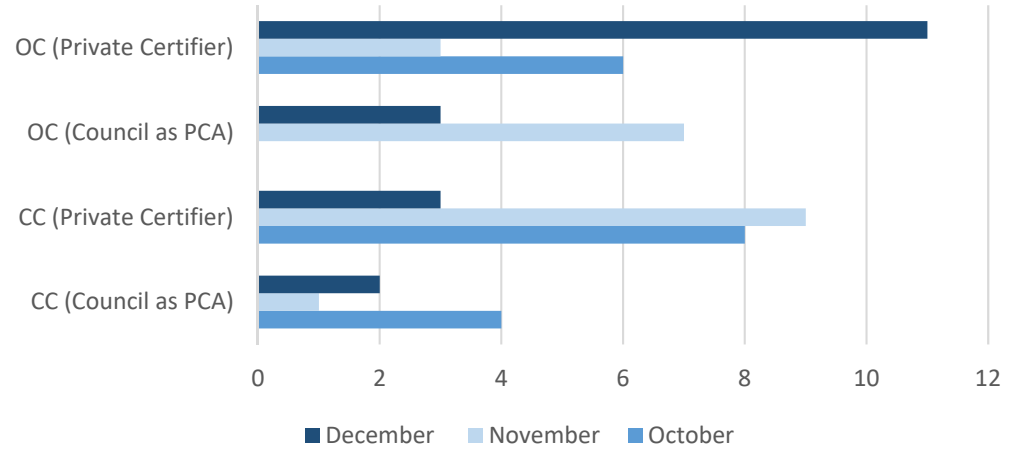
 **Development Applications Median Days**
109 Days

 **Development Applications Lodged (inc Modifications)**
41

 **Construction Certificates**
25%
Principal Certifying Market Share

 **Occupation Certificates**
33%
Principal Certifying Market Share

Construction/Occupation Certificates Issued



- A total of 27 Construction Certificates were issued during this period (including both Private Certifiers and Council as PCA), Councils percentage issued was 25%.
- A total of 30 Occupation Certificate were issued during this period (including both Private Certifiers and Council as PCA), Councils percentage issued was 33%.

