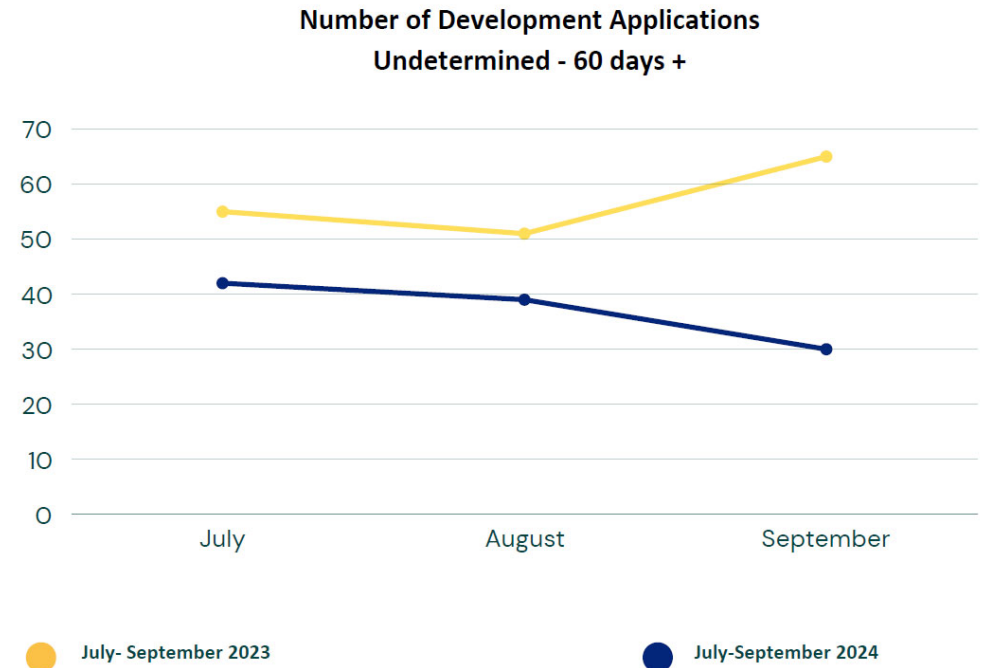
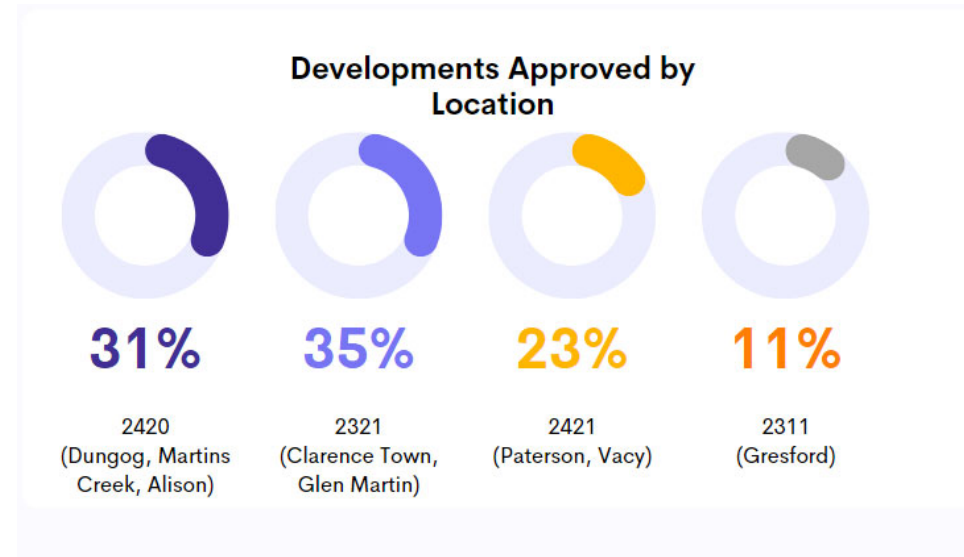







Planning & Development Highlights (1 July-30 September 2024)

- The number of Development Applications determined (approved or refused) during this quarter was 66, up from 51 in the same quarter the previous year, an overall increase of 29%.
- A total value of approved Development applications within this quarter was \$14,285,952.
- DA processing days were at a Median of 69 days.
- The average number of assessment days is 133.
- The Council League table shows that our average lodgement days for residential development types as at the 30 September 2024 were sitting at 12 days, below the Ministers Expectations Order of 14 days.
- Dungog Shire Council assessed and determined the highest number of Development Applications across the 16 OLG Group 10 Classification (Large Rural Councils) for this period.
- A total of 32 new lots were approved during this quarter, with 12 new dwellings approved within the same time period.



 **Number of Development Applications Determined (inc Mods, both Approved and Refused)**
66

 **Total Value of Work (Development Applications Only)**
\$14,285,952


 **Number of Lots Approved**
32

 **Number of Dwelling Approvals issued**
12

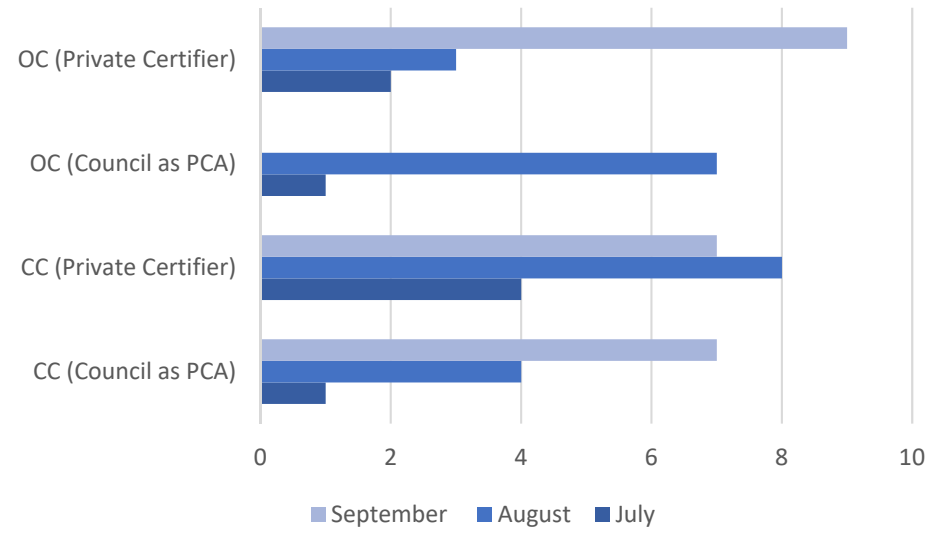
 **Development Applications Median Days**
69

 **Number of Development Applications Lodged (inc Modifications)**
54

 **Construction Certificates**
39%
Principal Certifying Market Share

 **Occupation Certificates**
36%
Principal Certifying Market Share

Construction/Occupation Certificates Issued



- A total of 31 Construction Certificates were issued during this period (including both Private Certifiers and Council as PCA), Councils percentage issued was 39%.
- A total of 22 Occupation Certificate were issued during this period (including both Private Certifiers and Council as PCA), Councils percentage issued was 36%.

